

FCS Data Portal Instructions

FCA provides a secure communication portal to allow FCS institutions to submit information to FCA. It is important you use the correct category to submit documents as outlined below to ensure your document reaches the appropriate person in FCA. Please note that your ability to submit CRS Data and/or E-Data is dependent on your access as specified by your institution.

Submit CRS Data

- Call Reports and amendments
- Annual YBS Reports
- Syndication Study Reports
- 620 Shareholder Reports
- MRI Reports
- Funding Corporation Reports

Submit E-Data

- Examination-related Documents
- Board and Committee Materials
- Business Plans
- Enforcement Documents
- Criminal Referrals

Logging In

You will be required to log in when you try to access the FCS Data Portal from the FCA web site.

At the sign in screen, select "Farm Credit System Institution" from the drop-down and click the button to continue to sign in.

Sign In

The site that you are accessing requires you to sign in. Select your organization from the following list.

Farm Credit System Institution ▼

Continue to Sign In

Enter your user name and password

Sign in as Farm Credit System User

Please enter your user name and password.

User name:

Password:

Sign In

[Enroll or login](#) in FCA's self-service password management system to:

- Reset Password
- Change Password
- Unlock Account
- Change Enrollment Login

Submit CRS Data

Click the “Submit Data to FCA” link on the left

Submit Data to FCA

View Files Submitted

Update Institution Profile

FCS Data Portal

Submit Data to FCA

FCA provides a secure communication portal to allow FCS institutions to submit information to FCA. It is important you use the correct category to submit documents as outlined below to ensure your document reaches the appropriate person in FCA. For instructions on how to submit data to FCA, please click [here](#).

Submit CRS Data

- Call Reports and amendments
 - Annual YBS Reports
 - Syndication Study Reports
- 620 Shareholder Reports
 - MRI Reports
 - Funding Corporation Reports

Submit E-Data

- Examination-related Documents
 - Board and Committee Materials
 - Business Plans
- Enforcement Documents
 - Criminal Referrals

Enter a title that describes the submission

Submit Data to FCA

Instructions

Submit CRS Data

- Call Reports and amendments
- Annual YBS Reports
- Syndication Study Reports

Submit E-Data

- Examination-related Documents
- Board and Committee Materials
- Business Plans

- 620 Shareholder Reports
- MRI Reports
- Funding Corporation Reports

- Enforcement Documents
- Criminal Referrals

Title:

Submission Title

Submission Type:

*


▼

Category:

*



▼

Attachments:



 Click here to attach a file

Submit

Click the drop-down and select “CRS Data” as the submission type

Submit Data to FCA		Instructions
Submit CRS Data <ul style="list-style-type: none">• Call Reports and amendments• Annual YBS Reports• Syndication Study Reports• 620 Shareholder Reports• MRI Reports• Funding Corporation Reports		
Submit E-Data <ul style="list-style-type: none">• Examination-related Documents• Board and Committee Materials• Business Plans• Enforcement Documents• Criminal Referrals		
Title:	<input type="text" value="Submission Title"/>	
Submission Type:	<input type="text" value="CRS Data"/> ▼	
Category:	<input type="text"/> * ▼	
Report Date:	<input type="text"/> * 	
Comments:	<input type="text"/>	
Attachments:	 Click here to attach a file	
<input type="button" value="Submit"/>		

Click the drop-down and select the appropriate category for the submission

Submit Data to FCA		Instructions
Submit CRS Data <ul style="list-style-type: none">• Call Reports and amendments• Annual YBS Reports• Syndication Study Reports• 620 Shareholder Reports• MRI Reports• Funding Corporation Reports		
Submit E-Data <ul style="list-style-type: none">• Examination-related Documents• Board and Committee Materials• Business Plans• Enforcement Documents• Criminal Referrals		
Title:	<input type="text" value="Submission Title"/>	
Submission Type:	<input type="text" value="CRS Data"/> ▼	
Category:	<input type="text" value="Annual Meeting Info Statement"/> ▼	
Report Date:	<input type="text"/> * 	
Comments:	<input type="text"/>	
Attachments:	 Click here to attach a file	
<input type="button" value="Submit"/>		

Enter a report date

Submit Data to FCA		Instructions
Submit CRS Data <ul style="list-style-type: none">• Call Reports and amendments• Annual YBS Reports• Syndication Study Reports		
Submit E-Data <ul style="list-style-type: none">• Examination-related Documents• Board and Committee Materials• Business Plans		
<ul style="list-style-type: none">• 620 Shareholder Reports• MRI Reports• Funding Corporation Reports		
<ul style="list-style-type: none">• Enforcement Documents• Criminal Referrals		
Title:	<input type="text" value="Submission Title"/>	
Submission Type:	<input type="text" value="CRS Data"/>	
Category:	<input type="text" value="Annual Meeting Info Statement"/>	
Report Date:	<input type="text" value="6/30/2014"/>	
Comments:	<input type="text"/>	
Attachments:	<input type="button" value="Click here to attach a file"/>	
<input type="button" value="Submit"/>		

Enter any optional comments

Submit Data to FCA		Instructions
Submit CRS Data <ul style="list-style-type: none">• Call Reports and amendments• Annual YBS Reports• Syndication Study Reports		
Submit E-Data <ul style="list-style-type: none">• Examination-related Documents• Board and Committee Materials• Business Plans		
<ul style="list-style-type: none">• 620 Shareholder Reports• MRI Reports• Funding Corporation Reports		
<ul style="list-style-type: none">• Enforcement Documents• Criminal Referrals		
Title:	<input type="text" value="Submission Title"/>	
Submission Type:	<input type="text" value="CRS Data"/>	
Category:	<input type="text" value="Annual Meeting Info Statement"/>	
Report Date:	<input type="text" value="6/30/2014"/>	
Comments:	<input type="text" value="Optional Comments"/>	
Attachments:	<input type="button" value="Click here to attach a file"/>	
<input type="button" value="Submit"/>		

Click the “Click here to attach a file” button to attach a file and click the “Browse” button to locate and select the attachment you want to submit. Click the “Attach” button.

The image shows a web application interface for submitting data to the FCA. A modal dialog box titled "Attach File" is open, displaying the instruction "Select a file, and then click Attach to upload it." Below this, a text field contains the file path "C:\Users\chug\Desktop\TestDoc.docx", and a "Browse..." button is next to it. At the bottom of the dialog are "Attach" and "Cancel" buttons. In the background, the "Submit Data to FCA" form is visible. It has a blue header with the title and an "Instructions" link. The form includes fields for "Category:" (set to "Annual Meeting Info Statement"), "Report Date:" (set to "6/30/2014"), "Comments:" (set to "Optional Comments"), and "Attachments:" (with a "Click here to attach a file" button). A "Submit" button is at the bottom.

Click the “Submit” button to complete the submission.

The image shows the "Submit Data to FCA" form after the file has been attached. The form has a blue header with the title and an "Instructions" link. Below the header, there are two sections: "Submit CRS Data" and "Submit E-Data", each with a list of report types. The "Submit CRS Data" list includes "Call Reports and amendments", "Annual YBS Reports", "Syndication Study Reports", "620 Shareholder Reports", "MRI Reports", and "Funding Corporation Reports". The "Submit E-Data" list includes "Examination-related Documents", "Board and Committee Materials", "Business Plans", "Enforcement Documents", and "Criminal Referrals". Below these lists are fields for "Title:" (set to "Submission Title"), "Submission Type:" (set to "CRS Data"), "Category:" (set to "Annual Meeting Info Statement"), "Report Date:" (set to "6/30/2014"), and "Comments:" (set to "Optional Comments"). The "Attachments:" section shows a "Click here to attach a file" button and a red "X" icon next to the filename "TestDoc.docx". A "Submit" button is at the bottom.

Submit E-Data

Click the "Submit Data to FCA link" on the left

Submit Data to FCA

View Files Submitted

Update Institution Profile

FCS Data Portal

Submit Data to FCA

FCA provides a secure communication portal to allow FCS institutions to submit information to FCA. It is important you use the correct category to submit documents as outlined below to ensure your document reaches the appropriate person in FCA. For instructions on how to submit data to FCA, please click [here](#).

Submit CRS Data

- Call Reports and amendments
 - Annual YBS Reports
 - Syndication Study Reports
- 620 Shareholder Reports
 - MRI Reports
 - Funding Corporation Reports

Submit E-Data

- Examination-related Documents
 - Board and Committee Materials
 - Business Plans
- Enforcement Documents
 - Criminal Referrals

Enter a title that describes the submission

Submit Data to FCA

Instructions

Submit CRS Data

- Call Reports and amendments
- Annual YBS Reports
- Syndication Study Reports

Submit E-Data

- Examination-related Documents
- Board and Committee Materials
- Business Plans

- 620 Shareholder Reports
- MRI Reports
- Funding Corporation Reports

- Enforcement Documents
- Criminal Referrals

Title:

Submission Title

Submission Type:

*


▼

Category:

*

▼

Attachments:

 Click here to attach a file

Submit

Select "E-Data" as the submission type

Submit Data to FCA		Instructions
Submit CRS Data <ul style="list-style-type: none">• Call Reports and amendments• Annual YBS Reports• Syndication Study Reports		
Submit E-Data <ul style="list-style-type: none">• 620 Shareholder Reports• MRI Reports• Funding Corporation Reports• Examination-related Documents• Board and Committee Materials• Business Plans• Enforcement Documents• Criminal Referrals		
Title:	<input type="text" value="Submission Title"/>	
Submission Type:	<input type="text" value="E-Data"/>	
Category:	<input type="text" value=""/>	
Description of Categories		
Attachments:	<input type="text" value="Click here to attach a file"/>	
15 MB Submission Limit		
<input type="button" value="Submit"/>		

Select the appropriate category for the submission

Submit Data to FCA		Instructions
Submit CRS Data <ul style="list-style-type: none">• Call Reports and amendments• Annual YBS Reports• Syndication Study Reports		
Submit E-Data <ul style="list-style-type: none">• 620 Shareholder Reports• MRI Reports• Funding Corporation Reports• Examination-related Documents• Board and Committee Materials• Business Plans• Enforcement Documents• Criminal Referrals		
Title:	<input type="text" value="Submission Title"/>	
Submission Type:	<input type="text" value="E-Data"/>	
Category:	<input type="text" value="Audit Reports"/>	
Description of Categories		
Attachments:	<input type="text" value="Click here to attach a file"/>	
15 MB Submission Limit		
<input type="button" value="Submit"/>		

Submissions: New Item

Click the "Submit" button to complete the submission

Submit Data to FCA

Instructions

Submit CRS Data

- Call Reports and amendments
- Annual YBS Reports
- Syndication Study Reports
- 620 Shareholder Reports
- MRI Reports
- Funding Corporation Reports

Submit E-Data

- Examination-related Documents
- Board and Committee Materials
- Business Plans
- Enforcement Documents
- Criminal Referrals

Title:

Submission Title

Submission Type:

E-Data

Category:

Audit Reports

Description of Categories

Attachments:

📎

Click here to attach a file

✖

TestDoc.docx







15 MB Submission Limit

Submit

Viewing Files Submitted

Click the “View Files Submitted” link on the left

Submissions ▸ All Submissions ▾

 	Title	Uninum	Submission Type	Category	Created	 Created By
	E-Data Submission  NEW	610000	E-Data	Audit Reports	7/17/2014 4:50 PM	 webfca\tes

 [Add new item](#)

Logging Out

We strongly recommend that you log out of the FCS Data Portal after you complete your submissions. To log out, click on your account name underneath the search bar, and select “Sign Out.”

